


1

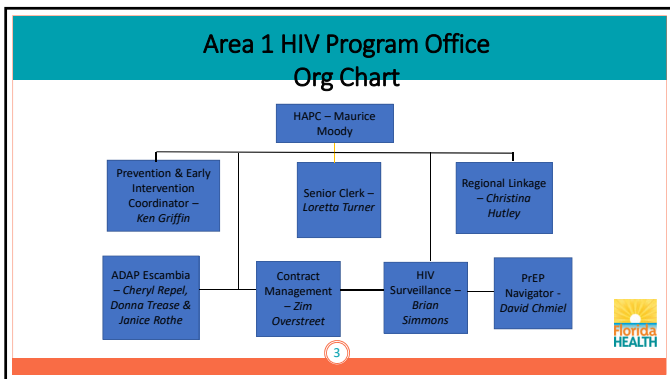
HIV/AIDS Epidemiology Area 1

Escambia, Okaloosa,
Santa Rosa and Walton Counties



Presented By:
Maurice J. Moody
Florida Department of Health in Escambia County
HIV/AIDS Section





A Great Team

- Ryan White Sacred Heart
- AIDS Healthcare Foundation
- CAN Community Health
- Okaloosa AIDS Support & Informational Services
- Lakeview PHASE/SHAPE Program
- Midtown Dental
- Manna Food Bank
- Mother Wit, Inc.
- DOH-Santa Rosa
- DOH-Okaloosa
- DOH-Walton
- Regional STD Program (DIS)
- Northwest Florida AIDS/HIV Consortium
- Red Ribbon Charitable Foundation
- Okaloosa Minority AIDS TASK Force
- Together We Weather, Inc.

4







6














Ryan White CARE Act

- Signed into law by President George H. W. Bush on August 18, 1990
- Managed by the Health Resources & Services Administration (U.S. Department of Health and Human Services)
- The program awards grants to states, counties/cities, and local CBOs to provide HIV care and treatment services to more than half a million people in the U.S. each year
-

12



Ryan White CARE Act

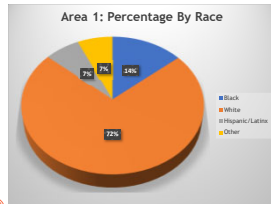
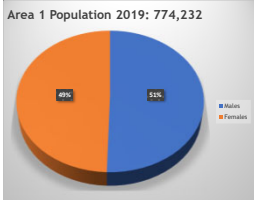
- The program is one of the most successful public health programs in our nation's history, with a viral suppression rate of 87% among clients
- In 2018, 73.7% of clients were racial/ethnic minorities – 47.1% identified as Black/AA and 23.2% identified as Hispanic/Latino
- In 2018, 61.3% of clients were living at or below 100% of the Federal Poverty Level

13



Area 1 HIV/AIDS Program

- Covers four counties: Escambia, Santa Rosa, Okaloosa, Walton

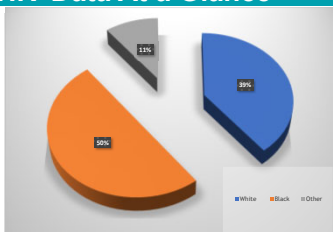


14




Area 1 – 2019 HIV Data At a Glance

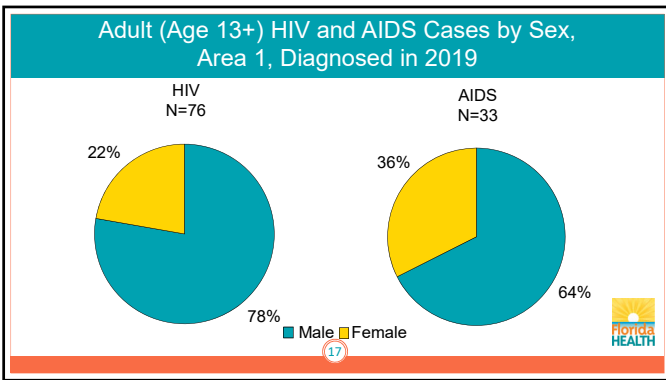
- N = 76 (the four-year trend from 2015-2019 shows a 1.3% increase)
- The highest percentage of cases were between the ages of 25-29 at 21.1%. The second highest percentage was between the ages of 20-24 at 19.7%.
- The majority (57.8%) of new HIV diagnoses were men who had sexual contact with men (MSM)
- A little over one-third (35.7%) was heterosexual contact

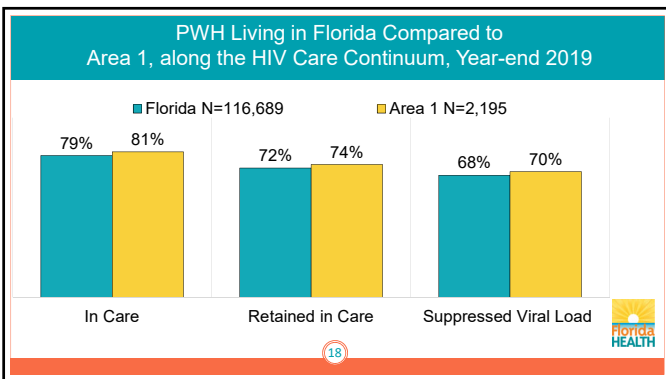


15









Escambia 2019 HIV Data – At a Glance

- N = 42 (the four-year trend from 2015-2019 shows a 27.6% decrease)
- Representing only 22.7% of the population, Blacks continue to be disproportionately impacted.
- The highest percentage of cases were between the ages of 25-29 at 26.2%
- The majority (55%) of new HIV diagnoses were men who had sexual contact with men (MSM)
- Over one-third (36%) had heterosexual contact and only 7% were persons who inject drugs (IDU).
- Reported 55.2% of the cases in Area 1.

19

Santa Rosa 2019 HIV Data – At A Glance

- N = 5 (the four-year trend shows a 17% decrease)
- White – 60% / 2 per 100k
- Black – 40% / 18.1 per 100K
- All five cases were MSMs.

20

Okaloosa 2019 HIV Data – At A Glance

N = 20 (a four-year trend increase of 185.7%)

Whites represented 45% of the cases with a rate of 6 per 100K

Blacks represented 45% of the cases with a rate of 47 per 100K.

The highest percentage of the case was between the ages of 20-24 at 40%.

MSMs made up the majority of the cases with 75%.


Whites made up 47% of the MSM cases.

Blacks made up 40% of the MSM cases.

Heterosexual contact made up 20% of the cases.

21


Ending the HIV/AIDS Epidemic:
Resilience and Impact
 Where: Brentwood Center (Corner of Brent Line and Hwy 29)
 15 Brent Ln, Pensacola, FL 32503



**Tuesday
Dec. 1** **11 a.m. to 3 p.m.**

Learn more
850-595-6500
x 1503

Event attendees will learn about HIV prevention and receive a **FREE Oraquick rapid HIV self-test kit**, while supplies last. This easy-to-use test kit does an oral fluid-based sample to rapidly test for the virus and can be done from the comfort of your home.



25




26



Florida HIV/AIDS Surveillance Data Area 1 Contact

Brian Simmons, HSPS
 Escambia CHD
 Phone: 850-595-6500, ext.1502
 Email: Brian.Simmons@flhealth.gov

HIV/AIDS surveillance data are frozen on June 30 for the previous calendar year.
 These are the same data used for Florida CHARTS and all grant-related data.
floridacharts.com/charts/CommunicableDiseases/default.aspx



27

To protect, promote, and improve the health of all people in Florida through integrated state, county, and community efforts.
